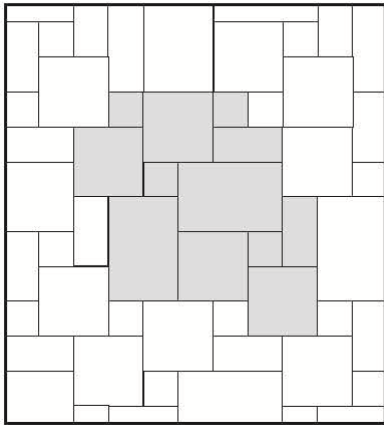


Windsor Series, Pattern modules

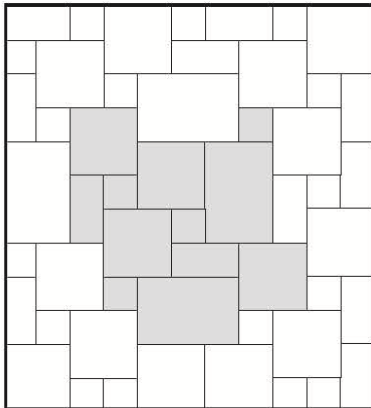
Modulo 1



Module #1:
 15.75x23.75 =33.3%
 15.75x15.75 =44.5%
 7.75x15.68 =11.1%
 7.75x7.75 =11.1%

Example:
 Area = 500 SF
 500 x 33.3% = 166.50 SF – 15.75x23.75
 500 x 44.5% = 222.50 SF – 15.75x15.75
 500 X 11.1% = 55.50 SF – 7.75x15.68
 500 X 11.1% = 55.50 SF – 7.75x7.75

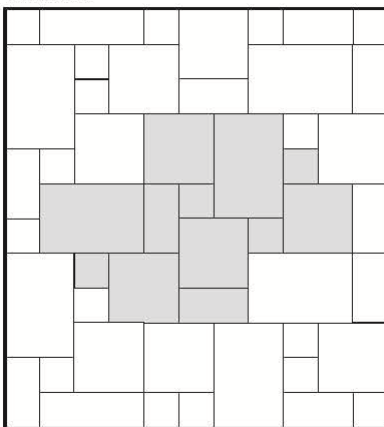
Modulo 2



Module #2:
 15.75x23.75 =33.3%
 15.75x15.75 =44.5%
 7.75x15.68 =11.1%
 7.75x7.75 =11.1%

Example:
 Area = 500 SF
 500 x 33.3% = 166.50 SF – 15.75x23.75
 500 x 44.5% = 222.50 SF – 15.75x15.75
 500 X 11.1% = 55.50 SF – 7.75x15.68
 500 X 11.1% = 55.50 SF – 7.75x7.75

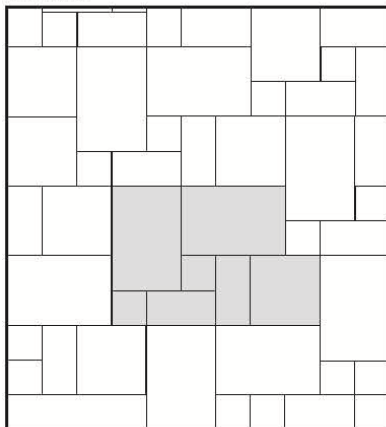
Modulo 3



Module #3:
 15.75x23.75 =33.3%
 15.75x15.75 =44.5%
 7.75x15.68 =11.1%
 7.75x7.75 =11.1%

Example:
 Area = 500 SF
 500 x 33.3% = 166.50 SF – 15.75x23.75
 500 x 44.5% = 222.50 SF – 15.75x15.75
 500 X 11.1% = 55.50 SF – 7.75x15.68
 500 X 11.1% = 55.50 SF – 7.75x7.75

Modulo 5



Module #5:
 15.75x23.75 =55%
 15.75x15.75 =18%
 7.75x15.68 =18%
 7.75x7.75 =9%

Example:
 Area = 500 SF
 500 x 55% = 275 SF – 15.75x23.75
 500 x 18% = 90 SF – 15.75x15.75
 500 X 18% = 90 SF – 7.75x15.68
 500 X 9% = 45 SF – 7.75x7.75

PACKAGING DETAILS

7.75X7.75	30 PCS / CTN	2.398 PCS = 1 SF	12.51 SF / CTN
7.75X15.68	13 PCS / CTN	1.185 PCS = 1 SF	10.97 SF / CTN
15.75X15.75	6 PCS / CTN	0.581 PCS = 1 SF	10.32 SF / CTN
15.75X23.75	6 PCS / CTN	0.385 PCS = 1 SF	15.58 SF / CTN

SOLD IN FULL CARTONS ONLY
 SOLD IN FULL CARTONS ONLY
 SOLD IN FULL CARTONS ONLY
 SOLD IN FULL CARTONS ONLY